

Holiday Homework

Class III

Vacation Time! How glad it seems. So let your little fingers dance around with Ink and Pen, Paper and Scissors, Paint and Colour. Switch on the search engines of your mind,

Whatever you have learnt just rewind

Little bit of research and lots of imagination

Will make your holidays fruitful and add colours to your creations.

Now Get Set Go

Talk to your friends; Interact with your neighbours,

Note down their views on colourful papers

Give shape to your Project

Put the research in line

Holidays can really be fun

If you utilize your time.....

To make your work look attractive and neat

Make sure that you do it on A4 Sheets

Don't forget to write the topic and put the name tag

Compile sheets and put them in your clear bag.

When the school reopens bring back your Treasure

To go through it will be our Pleasure!

EVS

- I. Nature Walk: During vacations go around your neighbourhood, visit nearby parks and gardens and observe. Write your observations in a separate sheet.
 - a) Different kinds of nests
 - b) Small animals and insects that stay on or near trees and bushes
 - c) Animals that you find in groups

- II. Make anyone model and write a few lines to describe your observations and views on it–
 - a) Man-made animal shelter by using the materials lying around in your house like twigs, cotton pieces, shoe boxes etc. or
 - b) First Aid Box.

- III. Make a chart on one of the topics
 - a) Food Chain; or
 - b) Different spices; or
 - c) Balanced Diet

MATHEMATICS

1. Fill in the blanks

- 1) When we write numbers in English, we call it _____
- 2) When we write a number using digits, it is called _____
- 3) _____ hundreds make one thousand.
- 4) If a number is divisible by 2, then the number is called an _____ number.
- 5) The smallest even number is _____ and the smallest odd number is _____
- 6) Sum of two even numbers is an _____ number.
- 7) A number having more digits is always _____
- 8) We add 1 to a given number to get its _____ and subtract 1 from a given number to get its _____
- 9) If we begin from 2, every alternate number is an _____ number.
- 10) The largest 4 digit even number is _____

2. Write the number names for the following

- a) 4901 _____
- b) 3780 _____
- c) 9003 _____

3. Write the numerals for the following

- a) Two thousand three hundred forty nine _____
- b) Three thousand nine _____
- c) Six thousand five hundred _____

4. Write the missing numbers

- a) 6357, _____, 6359, _____, _____
- b) 8265, 8267, _____, _____, _____
- c) 9435, 9440, _____, _____, 9455, _____

5. Write the Place Value and Face Value of underlined digit to complete the table.

	Place value	Face value
5 <u>4</u> 3 0	-----	-----
<u>6</u> 7 3 2	-----	-----
4 3 <u>4</u> 9	-----	-----
1 5 2 <u>1</u>	-----	-----

6. Draw an abacus for the given numeral and write its number name.

a) 4321

b) 3014

7. Write the expanded form

a) 4372 _____

b) 1509 _____

c) 75 tens _____

8. Are the place value and face value of the digit 8 in the following numerals equal?

a) 7268 _____

b) 9801 _____

9. Write the numeral for the following

a) 9 thousands+4 hundreds+7 tens+4 ones _____

b) 7 thousands + 6 hundreds _____

c) 4 thousands +1 hundreds + 2 tens _____

10. Encircle the correct numeral

a) 4 thousands + 6 hundreds + 4 ones 4640 4604 4064

b) 2 thousands + 3 hundreds 2300 2003 2303

11. Encircle the largest number

a) 5692 6592 9652 2659

b) 1096 1009 6001 1006

Encircle the smallest number

a) 9109 9890 9099 9100

b) 7850 7085 7900 7000

Arrange in ascending order

a) 4692 , 6429 , 9264 , 2964 _____

b) 1045 , 5410 , 1540 , 4015 _____

Arrange in descending order

a) 9563 , 6593 , 3569 , 6359 _____

b) 1055 , 1505 , 1550 , 5105 _____

12. Complete the table

PREDECESSOR

NUMBER

SUCCESSOR

1462

3059

2499

13. Write 1 to 50 in Roman numerals in a separate sheet

14. Learn tables till 20


COMPUTERS

- Make a separate thin (inter-leaf) notebook or a file for part (A) and (B) of the Holiday Homework given below.

- (A)
- (i) Draw or paste a picture of "A Computer" and write the definition of a computer.
 - (ii) Draw or paste pictures of "Parts of a Computer" and label them.
 - (iii) Write five different uses of a computer. Also, draw or paste pictures of the uses.
 - (iv) List five places where computers are used. Also, draw or paste pictures of the places.

(B) Practical Work

- (i) Draw a colourful scenery with a hut, sun, river, mountains, trees and grass using MS-Paint and save it.
- (ii) Take a coloured printout of your saved work and paste it in your holiday homework notebook/file.





- (C) Revise all the work done in class.
-

ENGLISH

- Make a separate thin notebook for part (A), (B) and (C) of the Holiday Homework given below.

(A) Topic by Topic Dictionary

- Draw a family tree. (Refer to page no. 4 of the dictionary)
- Paste pictures of your family members and relatives. (Refer to page no. 5 of the dictionary)
- Write ten lines on "My Family".



(B) English Grammar

- Draw or paste five pictures each for the following:
 - Common Nouns
 - Proper Nouns
 - Masculine Gender
 - Feminine Gender
 - Action Verbs

(C) Essential English

- Read all the chapters done in class and write 20 difficult words from each chapter.
- Write and learn word-meanings done in the notebook.

(D) Practice at least 3 pages a week of "Cursive Writing" book.

(E) Read your story book "Panchtantra".

(F) Revise all the work done in class.

हिन्दी

1. हिन्दी सुलेखभ्यास मे १० प्रष्ट करें ।
2. आप जानते हैं कि वृक्ष हमारे लिए लाभदायक हैं । अपने घर के आँगन या बगीचे मे एक पौधा लगाए और नित्या देखे कि वह किस प्रकार बढ़ता है । वृक्षा को बढ़ने के लिए किन चीजों कि जरूरत हैं, लिखे । वृक्ष हमारे लिए क्यो जरूरी है, १० वाक्य लिखे ।
3. निम्नलिखित संज्ञा शब्दो के ५ चित्र अपनी गृह - कार्य पुस्तिका मे करें:-
 - क) व्यक्ति
 - ख) स्थान
 - ग) वस्तु
 - घ) प्राणी
4. अपनी गर्मी कि छुट्टी का वर्णन चित्र सहित गृहकार्य पुस्तिका मे करे।